

Welcome to Reception!

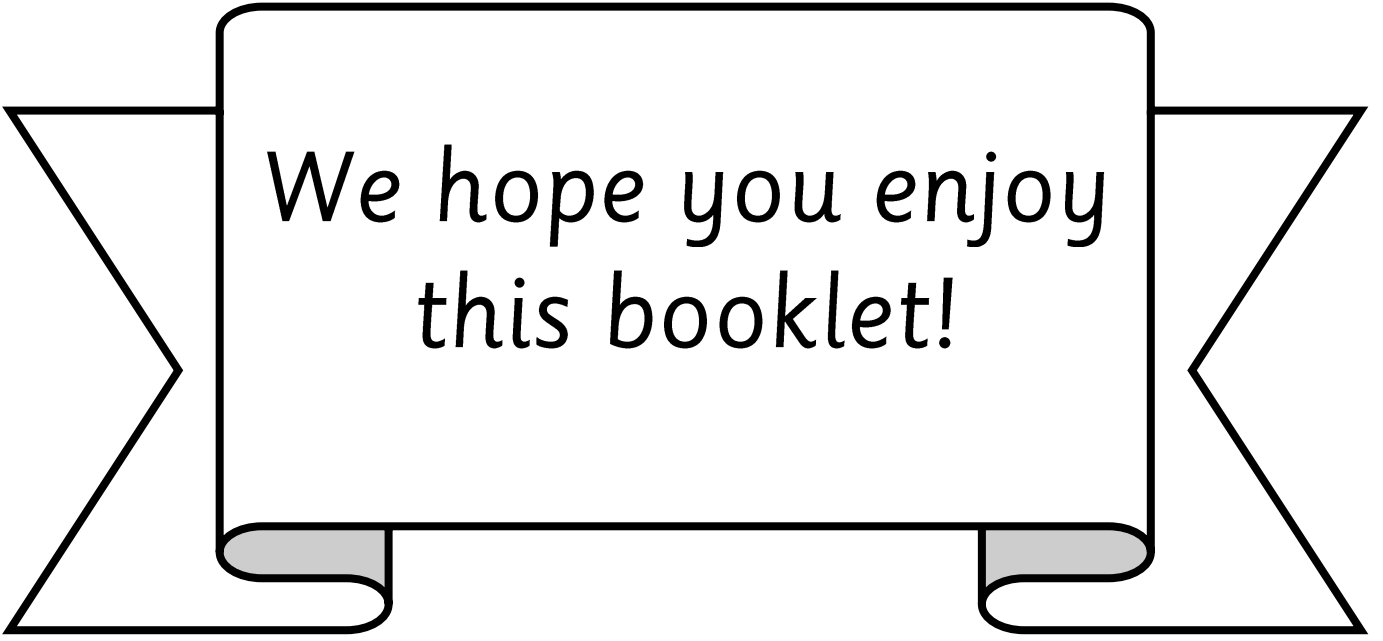


עולם חסד יבנה
A world built on kindness

Welcome to Reception at Alma Primary!

In this book, there is information on:

- The Reception team
- The staff that you will see regularly
- The Reception classroom and toilets
- What a day looks like in Reception
- The playground
- Uniform at Alma



We hope you enjoy
this booklet!

Welcome to Alma



This is what our school looks like
from the road.
Our school used to be a police station!



This is the
Alma logo
and motto.

Meet your teachers....



Hi, I am Miss Tavsanci. I will be your teacher. I'm so excited to teach you about lots of different things and help you and your new friends learn!



Hello, I am Mrs Ornela and I am the Reception helper. I can't wait to play with you and help you to learn when you start school.

Shalom! I am Morah*
Jeanie and I will be
teaching you Jewish
stories and activities
once a week.



Shalom! I am Morah* Chen
and I will be teaching you
Ivrit up to 4 times a week..

Hello! I'm Mrs Simons Rose.
I am an Assistant Head
Teacher and the EYFS lead. I
will be teaching you a bit
too.



*Morah means teacher in Hebrew

Other important people you will see at Alma


At Alma Primary, there are lots of lovely teachers and adults. Here are a few that you'll be meeting first.



Norbert and George are our school security guards. You may see them standing outside of school. They are here to make sure we are safe.



Hello! I'm Mrs Sussman and I work in the school office.



Hello! I'm Mrs Rickless and I work in the school office.



Hello! I'm Mrs Behar and I work in the school office.



Mr Shoffren is the Head Teacher. He is in charge of the school. He plays the guitar and often sings with us!



Mrs Brickman is an Assistant Head Teacher. She helps to run our school.




Mrs Ttofis is our Inclusion Leader. She helps children, families and teachers.



Mrs Tarleton also helps children around school and might pop into Reception. She does lots of gardening.



Angie is our school's chef and she creates really yummy food!



Robbie is our caretaker. He looks after our school.

The Reception Classroom



This is the front door to Reception. On your first day, Miss Tavsanci will be waiting here for you!

We keep our Reception classroom and garden very clean.

The Reception Team are looking forward to you coming to explore and play in the classroom and garden!

This is our interactive board and the Reception team's computer and desk.



This is our carpet. There are shapes for all the children in our class!



This is the home to lots of the Reception toys!



We have:

- Lego
- Duplo
- Wooden train tracks and trains
- Plastic train tracks and trains
- Mobilo
- My Little Ponies
- Wooden Blocks
- Marble Run
- Play mobile
- Farm Animals
- Sea Animals
- Barbie Dolls
- Small World Characters and lots more!

We also have lots of different areas where you can play, create and learn!

The Reception Toilets



We have
toilets inside
our
classroom!

You can go to
the toilet
anytime you
need it!



The toilet
cubicles
always have
toilet paper,
but we have
wet wipes if
you need
them – you
just have to
ask.



We have
a hand
dryer
but we
keep it
switched
off
because
it makes
a lot of
noise!



The taps and soap
dispensers will turn
on when you need
them!

We use blue hand
towels to dry our
hands with and then
we put them into
the bin below.



Our Days in Reception

Below are some examples of how we spend our days. Every day, we will put a timetable up together so that you know what will be happening.



You will have up to 4 Ivrit (Hebrew) lessons a week!

During the winter, Fridays at school are shorter!



I will also come in and teach you t'fillah (morning prayers).



During the week, we will also:

- Go to the library
- Have PE
- Have a music lesson
- Have a lesson with Morah Jeanie



Every day, you will bring in your water bottle and a snack. You can eat your snack at break times. You will also get a snack from school for your other break time.

The Playground

The playground is very big and goes all the way around the Reception classroom!



In the summer time, we have this red tent to give the playground more shade.



The Alma Uniform



In Alma, you can wear many different combinations of uniform!

You may choose the red or blue polo top and a cardigan or jumper. In Reception, you can wear navy or black jogging bottoms or a skirt if you prefer.

In the summer, you can wear shorts/skirts or a dress.

When we go on school trips, we wear caps. We also wear the caps in the summer whilst we play outside.

We wear black shoes or trainers. No football boots.



You can buy the Polo tops, jumpers and cardigans from Uniform4kids. These items have our logo.

The other pieces of uniform you can buy from supermarkets.

How do you feel about coming to Reception at Alma Primary?



happy



angry



excited



embarrassed



cold



hot



surprised



tired



astonished



upset



worried



nervous



proud



sad



confused



scared



poorly



calm



stressed



disappointed

Whatever you feel is fine...
we will help you to enjoy
being in Reception!



We hope you enjoyed looking through
the book!

We are excited to welcome you into
Reception and Alma life!

We hope you have a lovely holiday –
See you in September!

Miss Tavsanci and Mrs Ornella